
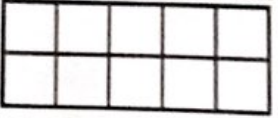




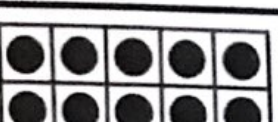




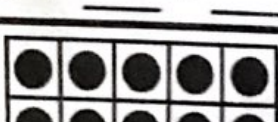

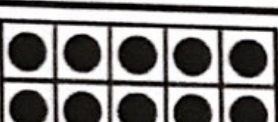





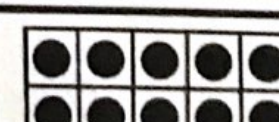


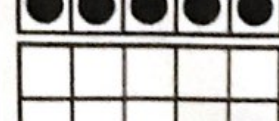
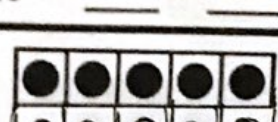



Name: \_\_\_\_\_

# Place Value Numbers 11-19

## Spin and Complete the Ten Frame

Directions: Spin the spinner. Color the bottom ten frame to match.  
\*Use paper clip and pencil. Write a number sentence.

  $10 + \underline{\quad} = \underline{\quad}$	  $10 + \underline{\quad} = \underline{\quad}$	  $10 + \underline{\quad} = \underline{\quad}$	  $10 + \underline{\quad} = \underline{\quad}$
  $10 + \underline{\quad} = \underline{\quad}$		  $10 + \underline{\quad} = \underline{\quad}$	
  $10 + \underline{\quad} = \underline{\quad}$		  $10 + \underline{\quad} = \underline{\quad}$	
  $10 + \underline{\quad} = \underline{\quad}$	  $10 + \underline{\quad} = \underline{\quad}$	  $10 + \underline{\quad} = \underline{\quad}$	  $10 + \underline{\quad} = \underline{\quad}$