

Sneaky e

freebie


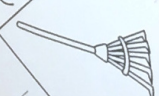



Rose
Sneaky e
Read/Write The Room

Read the words around the room. Copy them next to the correct picture.



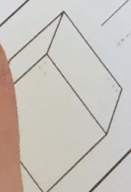
bike



gate



note



line

Sneaky e

Read/Write The Room

Teacher Instructions:


Cut the word cards and place them around your classroom. Students walk around the room for this activity. You can use clipboards, if you have some. Your little learners should read and copy the words next to the matching pictures on the recording sheet.

You can find more pictures and information about this game on my blog!

Valerie




Sneaky e





Read/Write The Room

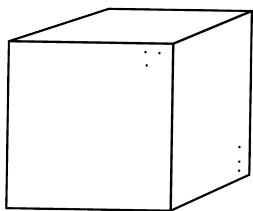
Read the words around the room. Copy them next to the correct picture.







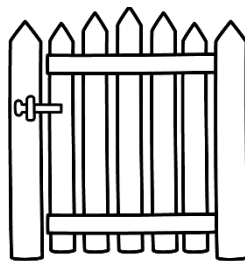


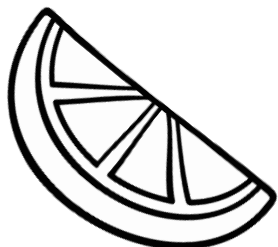














bike

cake

wave

kite

cube

rake

bone

gate

lime

note