


# Fundations® Letter Formation Guide

Use the following verbalization to direct students in proper letter formation.

## Letter Formation for S

s is a plane line round letter.

It starts on the (plane line) just like a c.

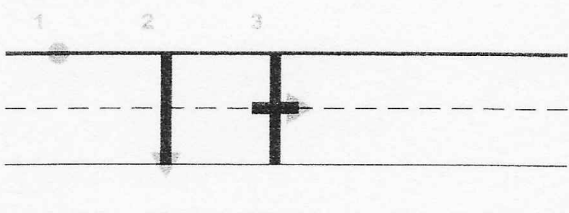


1. Point to the plane line.
2. Trace back and it curves in,
3. and goes back again and lands on the grass line.
4. Say s - snake - /s/, have students repeat.

## Letter Formation for t

t is a sky line letter.

It starts on the (sky line).

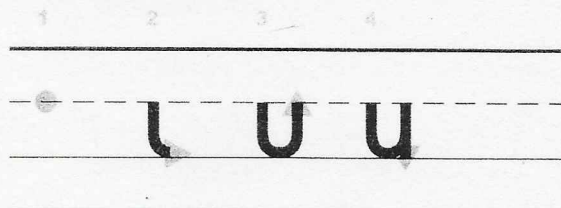


1. Point to the sky line.
2. Go down to the grass line.
3. Cross it on the plane line.
4. Say t - top - /t/, have students repeat.

## Letter Formation for U

u is a plane line letter.

It starts on the (plane line).

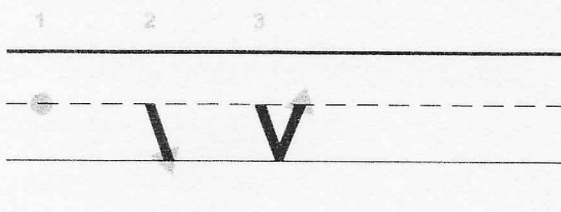


1. Point to the plane line.
2. Go down to the grass line.
3. Curve up to the plane line,
4. and trace straight down to the grass line.
5. Say u - up - /ü/, have students repeat.

## Letter Formation for V

v is a plane line slide letter.

It starts on the (plane line) and (slides).



1. Point to the plane line.
2. Slide down to the grass line.
3. Slide up to the plane line.
4. Say v - van - /v/, have students repeat.