

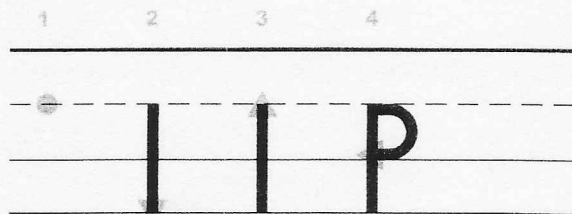
Fundations® Letter Formation Guide

Use the following verbalization to direct students in proper letter formation.

Letter Formation for p

p is a plane line letter.

It starts on the (plane line).



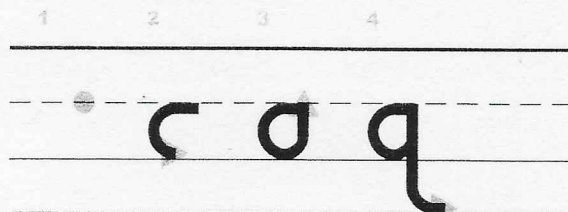
1. Point to the plane line.
2. Go down to the worm line.
3. Trace back up to the plane line,
4. and curve all the way around to the grass line.
5. Say p - pan - /p/, have students repeat.

Letter Formation for q

q is a plane line round letter.

It starts on the (plane line).

Remember that q is the buddy letter so in the end it wants to point up to its "buddy," u.




1. Point to the plane line.
2. Trace back and go down to the grass line around, back to the plane line.
3. Trace back down to the worm line,
4. and point up to his "buddy," u.
5. Say qu - queen - /kw/, have students repeat.

Letter Formation for r

r is a plane line letter.

It starts on the (plane line).



1. Point to the plane line.
2. Go down to the grass line.
3. Trace back up to the plane line,
4. and make a little curve.
5. Say r - rat - /r/, have students repeat.