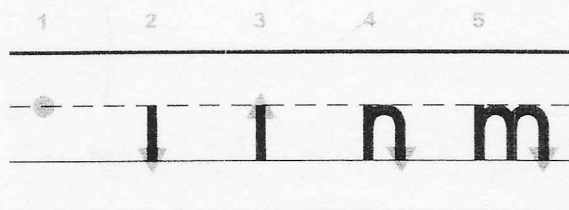


# Fundations® Letter Formation Guide

## Letter Formation for M

m is a plane line letter.

It starts on the (plane line).

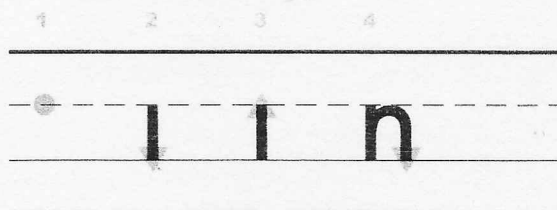


1. Point to the plane line.
2. Go down to the grass line.
3. Trace back up to the plane line,
4. and make a hump,
5. and then back up to the plane line and make another hump.
6. Say m - man - /m/, have students repeat.

## Letter Formation for n

n is a plane line letter.

It starts on the (plane line).




1. Point to the plane line.
2. Go down to the grass line.
3. Trace back up to the plane line,
4. and make a hump.
5. Say n - nut - /n/, have students repeat.

## Letter Formation for O

o is a plane line round letter.

It starts on the (plane line) just like a c.



1. Point to the plane line.
2. Trace back, then down to the grass line,
3. and around back up to the plane line.
4. Say o - octopus - /ō/, have students repeat.