

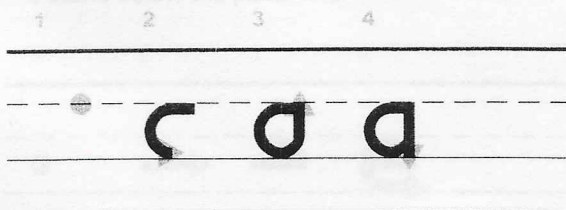
# Fundations® Letter Formation Guide

Use the following verbalization to direct students in proper letter formation.

## Letter Formation for c

c is a plane line round letter.

It starts on the (plane line).

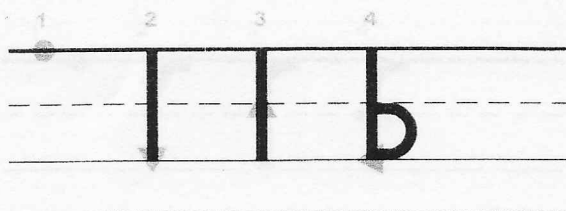


1. Point to the plane line.
2. Go back on the plane line then down and around on the grass line,
3. and up to the plane line.
4. Trace back down to the grass line.
5. Say a - apple - /ă/, have students repeat.

## Letter Formation for b

b is a sky line letter.

It starts on the (sky line).




1. Point to the sky line.
2. Go down to the grass line.
3. Trace up to the plane line,
4. and around to the grass line.
5. Say b - bat - /b/, have students repeat.

## Letter Formation for C

c is a plane line round letter.

It starts on the (plane line).

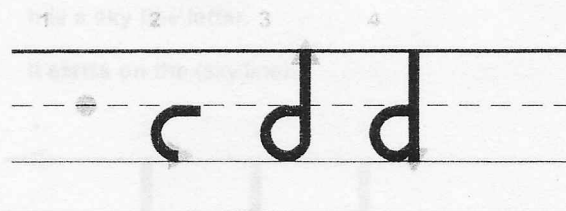


1. Point to the plane line.
2. Start to fly backwards,
3. and go down and around to the grass line.
4. Say c - cat - /k/, have students repeat.

## Letter Formation for d

d is a plane line round letter.

It starts on the (plane line) just like a c.



1. Point to the plane line.
2. Go back, down and around to the grass line,
3. all the way back up to the sky line.
4. Trace back down to the grass line.
5. Say d - dog - /d/, have students repeat.