

MISTER SUN

Traditional American Song

With an easy swing

Oh, Mis - ter Sun, Sun, Mis - ter Gold - en Sun,

Please shine down on me. Oh, Mis - ter Sun, Sun,

Mis - ter Gold - en Sun, Hid - ing be - hind a tree.

These lit - tle chil - dren are ask - ing you To

please come out so we can play with you. Oh, Mis - ter Sun, Sun,

Mis - ter Gold - en Sun, Please shine down on me.

Autoharp, banjo strum
Piano, accompaniment pattern XVI

* Perform this song three times. The first two times, perform the melody as written. The last time, sing the second-to-last measure three times before going on to the final measure. Invent a pantomime to depict the song's words, such as "sun" and "hiding."

IF YOU'RE HAPPY

Traditional American Song

Playfully



If you're hap - py and you know it, { 1. clap your hands, } If you're
 { 2. tap your toe, }
 { 3. nod your head, }
 { 4. do all three, }



hap - py and you know it, { clap your hands, } If you're hap - py and you know it, then your
 { tap your toe, }
 { nod your head, }
 { do all three, }



face will sure - ly show it, If you're hap - py and you know it, { clap your hands, (clap, clap)
 { tap your toe. (tap, tap)
 { nod your head. (nod, nod)
 { do all three. (at once)

Autoharp, strum N

A New Day

Changing Meter: Duple and 6/8
Eb Mixolydian Mode

James M DesJardins

A

We walk in-to a new day, a new day, a new day. We walk in-to a new day, un-

til we stop like this, or like this, or like this, or like this.

B

sing on "bum ba da..." claps (opt.) claps (opt.)

Alternative A

We skip right in-to a brand new day, a brand new day, a brand new day. We skip right in-to a gal-lop

brand new day un - til we stop just like this, or like this, or like this.

©2014

ACTIVITY:

- Perform the B section and demonstrate free flow.
- Careen into A section, encouraging S to walk around the room.
- Demonstrate a variety of body shapes on *.
- Change "walk" in the A section to a variety of other locomotor movements: tip-toe, stomp, jump, creep, hop, float, skip, fly, frog jump, gallop, leap, etc.
- B section: consider pulsing hands while flowing or leading a variety of non-locomotor movements.
- T becomes just the singer and S are the movers, choosing their own shapes.
- Add claps if desired. Consider performing a different sound instead of the clap.
- Use silence in between repetitions to encourage audiation (the thinking of music).

MOVEMENT CONCEPTS:



- Flow
- Shape
- Space
- Locomotor Vs. Nonlocomotor Movement

MUSICAL OBJECTIVES:


- Mixolydian Mode
- Contrasting Meters
- AB form

DOWN BY THE BAY

American Folk Song



1. "Did you ev-er see a goose ____
2. "Did you ev-er see a whale with a
3. "Did you ev-er see a fly ____
4. "Did you ev-er see a bear ____
5. "Did you ev-er see __lla-mas __
6. "Did you ev-er have a time when you



Piano, accompaniment pattern XVI

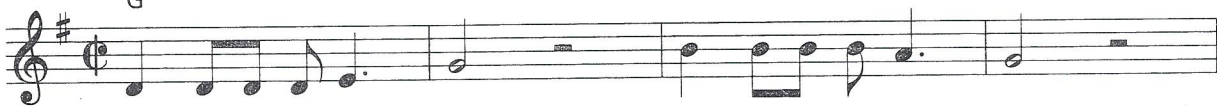
Divide into two groups and sing "Down by the Bay" as an echo song. After group 1 sings "down by the bay," group 2 begins.

THIS LITTLE LIGHT OF MINE

African American Spiritual


With a swing

G




1. This lit - tle light of mine, } I'm gon - na let it shine,
2. Ev' - ry - where I go, } go, ' I'm gon - na let it shine.

C




This lit - tle light of mine, } I'm gon - na let it shine.
Ev' - ry - where I go, } go, ' I'm gon - na let it shine.

(B)



This lit - tle light of mine, } I'm gon - na let it shine, Let it
Ev' - ry - where I go, } go, ' I'm gon - na let it shine, Let it

G D7 G



shine, let it shine, let it shine.

Autoharp, strum N

Piano, accompaniment pattern XVI