

# NFCSD Art Educators

Note to Student/Guardian: Hoping you will have fun with the weekly Art Lessons!  
Feel welcome to contact your art teacher with any questions you may have about this lesson.

Please include Student Name - Grade - Class Teacher - Lesson Week in the subject.

We'd be happy to hear from you!

Mr. Jocoy [ajocoy@nfschools.net](mailto:ajocoy@nfschools.net), Mrs. Melloni [amelloni@nfschools.net](mailto:amelloni@nfschools.net),

Mr. Johnson [majohnson@nfschools.net](mailto:majohnson@nfschools.net), Ms. Ryan [tryan@nfschools.net](mailto:tryan@nfschools.net),

Mrs. Brooks [cbrooks@nfschools.net](mailto:cbrooks@nfschools.net)

## Grade 6

### Pop Art-Choice

#### To Know:

**Pop art** is an art movement that emerged in the United Kingdom and the United States during the mid- to late-1950s. The movement challenged the traditions of fine art of the times by including popular imagery from advertising, comic books and mundane mass-produced cultural objects.


Roy Fox Lichtenstein was an American pop artist. During the 1960s, along with Andy Warhol, Jasper Johns, and James Rosenquist among others, he became a leading figure in the new art movement. His work defined the premise of pop art through parody.




Roy Lichtenstein, *Drowning Girl*, 1963, on display at the Museum of Modern Art, New York.

A "parody" uses exaggerations and humor to make a connection to something commonly known or popular.

Andy Warhol was an American artist, film director, and producer who was a leading figure in the visual art movement known as pop art. His works explore the relationship between artistic expression, advertising, and celebrity culture that flourished by the 1960s.



[https://en.wikipedia.org/wiki/Pop\\_a](https://en.wikipedia.org/wiki/Pop_a)




The Cheddar Cheese canvas from Andy Warhol's *Campbell's Soup Cans*, 1962.

Andy Warhol is probably the most famous figure in pop art. In fact, art critic Arthur Danto once called Warhol "the nearest thing to a philosophical genius the history of art has produced." Warhol attempted to take pop beyond an artistic style to a life style, and his work often displays a lack of human affectation

#### To Do:

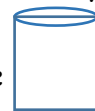
**\*Choose one of the lesson ideas from the following worksheet to complete.** If you can print out the work sheet, you may use it to test out your ideas before putting your final artwork on the back of it or on a separate piece of paper.

1. Design your own Converse Trainer Shoes using Pop Art Symbols and colors.

**Art Secret:** To help draw the sneaker, look at them and notice how they are made up of a triangle and oval.  It is easiest to begin with simple shapes and then refine, using an eraser until it looks good to you.

2. Make the soup cans in the pop art style keeping them all the same except for your color choices between the cans and backgrounds have to be different.

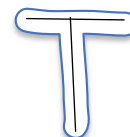
**Art Secret:** Drawing the cylinders for the cans starts by adding an oval to a rectangle



Can-all horizontal lines will need to be curved & parallel

3. Creating a comic book Onomatopoeia Explosion.

**Art Secret:** The easiest way to draw block letters is to draw stick letters and put a box around them; then erase the original stick letter.



**Supplies:** Pencil & eraser and your choice of colored pencils, crayons, markers, or oil pastels.

**Optional Supplies:** A camera to take a picture of your work to share with your art teacher.


**Remember** what you learned in our lesson about colors:  
 When you put **Complementary Colors** side by side,  
 they look brighter and seem to "pop" off the page.

Complementary colors



Use this space to brainstorm a list of **Onomatopoeia**, or sound words. Then choose one to use in your artwork

Design your own POP ART inspired converse trainers. Use POP ART symbols and colours to create your design



Use the images of Andy Warhol's work to add colour to the can outlines below. Make sure your colours are similar to the 'POP ART' colours used by Andy Warhol



In the space below create your own Onomatopoeia Art  
 Think about the different words you could use that represent a sound or noise.



POW
WHAM
KA-BOOM
BANG
ZIP
BOING

\*Share this experience with a family member. Tell them something you learned from this.



Enjoy!